



**MDF-40V328E** (328L Medical Deep Freezer) is widely used in hospitals and laboratories. This is for placing and preserving storage such as drugs, vaccines, blood, enzymes, hormones, stem cells, extracted RNA and gene libraries and important biological and chemical reagents.

## FEATURES



**Fast pull down**  
Better cooling performance



**Coil evaporator**  
Better temperature uniformity



**Inner-door design**  
4 individual inner door



**Universal castor wheels**  
Proven heavy-duty castors with brake



**Lockable doors**  
Standard locks with keys



**High-quality steel materials**  
Antibacterial and corrosion resistant



**Precise temp. control**  
Temp. control accurate to 0.1°C



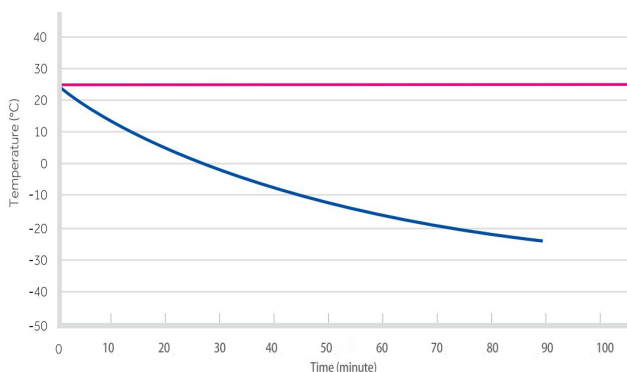
**5 types of alarm**  
Audible and visual alarms




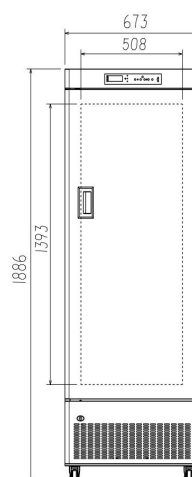
**Variable space**  
Height adjustable shelves



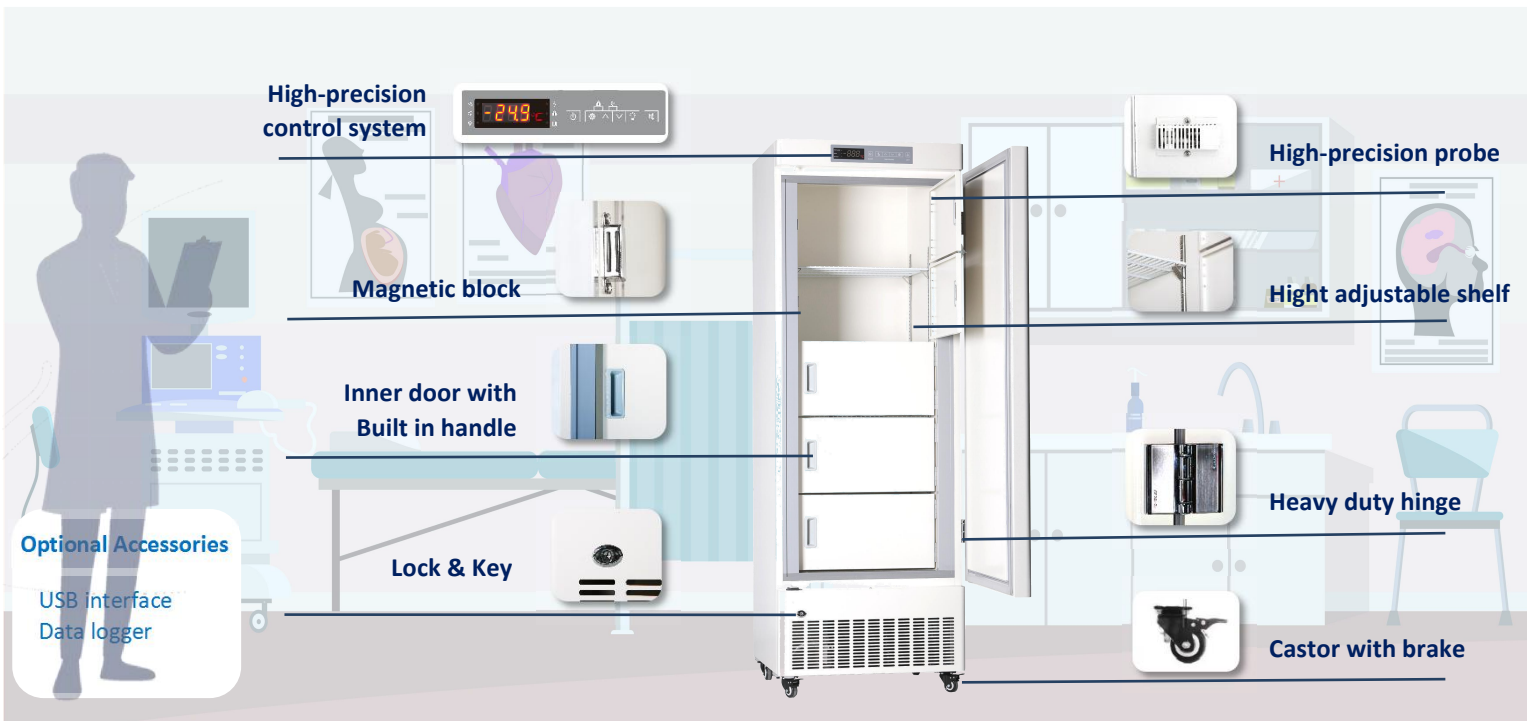
**Eco-friendly**  
CFC-free refrigerant and energy-saving



MDF-25V328E Pull Down Test at Ambient



# STRUCTURE



- Sensor erro alarm
- High/low temp. alarm
- Power failure alarm
- Door ajar alarm
- Thermostat failure alarm



Coil evaporator cooling system makes the chamber temperature more uniform. The 4 independent inner doors give the cabinet better insulation performance and are more convenient to use.

# PARAMETER

Performance		Refrigeration System		Alarms	
Cooling method	Direct Cooling	Refrigerant	R290	High/low temperature	Y
Defrost	Manual	Temp. controller	Microprocessor	Power failure	Y
Shelf/drawer	Shelves/5	Sensor	NTC	Sensor error	Y
Temperature range	-20℃~40℃	Display	Digital display	Controller failure	Y
Ambient temperature	10~32℃	External material	SPCC sprayed steel	Door ajar	Y
Noise (db)	48	Compressor QTY	1	Power failure backup	8 hours

Electrical Data		Dimensions		Other	
Voltage frequency( V/Hz)	220V 50Hz/60Hz	Package size(W*D*H)(mm)	750*760*2030	Inner door Qty	5
Power (W)	300W	Capacity (L/cu.ft)	328/11.6	Remote alarm port	Optional
Current (A)	1.6A	Exterior size(W*D*H)(mm)	690*680*1900	Access port QTY/Dia.	1/25mm
Power consumption	4kWh/24h	Interior size(W*D*H)(mm)	508*455*1393	Internal material	SPCC sprayed steel